

### Fund Details

**Inception Date :** January 7, 2002

**Net Assets :** \$1.21 billion

**Fund Manager <sup>1</sup> :**  
Empire Life Investments Inc.

**Min. Investment :**  
\$500 initial, \$30 per fund

**MER :** 2.71%

**Asset class :** U.S. Equity

<sup>1</sup> Empire Life Investments Inc. is the Portfolio Manager of certain Empire Life segregated funds and is a wholly owned subsidiary of The Empire Life Insurance Company.

### Portfolio Manager(s)

Ashley Misquitta

Senior Portfolio Manager, U.S. & Global Equities


Empire Life Investment Team

Empire Life Investment Team

### Why Invest

You are seeking growth by investing primarily in U.S. large cap equity securities

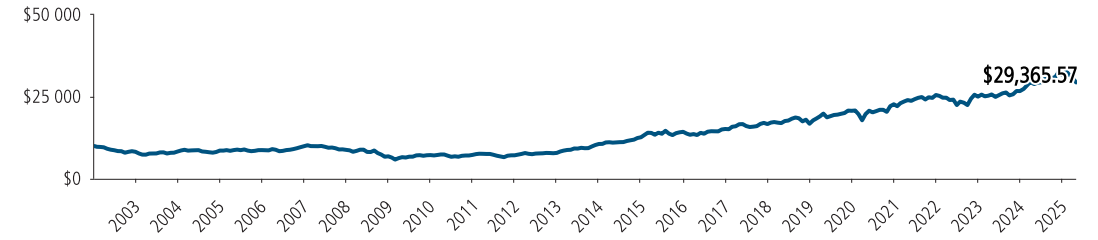
### Risk: Medium



### Growth of \$10,000

As at April 30, 2025

Investment value: **\$29,365.57 at April 30, 2025**



### Compound Returns <sup>2</sup>

As at April 30, 2025

Series	1 mth	3 mths	6 mths	YTD	1 year	3 years	5 years	10 years	psi
Empire Life American Value GIF Class A	-4.21%	-10.72%	-5.34%	-7.05%	1.67%	6.93%	8.28%	8.14%	4.73%

<sup>2</sup> Annual Compound Returns: Returns under 1 year are simple rates of return. All others are annual compound rates of return. All returns are calculated after taking expenses, management and administration fees into account. Past performance is no guarantee of future performance.

### Calendar Returns


As at April 30, 2025

Series	2015	2016	2017	2018	2019	2020	2021	2022	2023	2024
Empire Life American Value GIF Class A	13.08%	6.01%	9.91%	0.54%	23.55%	9.60%	12.46%	-1.97%	6.76%	18.14%

### Portfolio Allocations


As at March 31, 2025

#### Sector Allocation



Information Technology	21.20%
Financials	17.61%
Consumer Discretionary	10.73%
Energy	10.47%
Health Care	8.91%
Industrials	7.58%
Materials	6.67%
Communication Services	6.65%
Consumer Staples	5.23%
Utilities	4.95%

#### Asset Allocation



U.S. Equity	91.82%
Canadian Equity	6.47%
Cash and Equivalents	1.71%

### Top 10 Holdings

Name	Weight
Microsoft Corporation	6.61%
Amazon.com Inc	4.27%
Agnico Eagle Mines Limited	3.76%
Anthem Inc.	2.98%
Newmont Mining Corporation	2.80%
PNC Financial Services Group Inc. (The) Com	2.74%
Northrop Grumman Corp. Com	2.53%
EOG Resources Inc. Com	2.53%
Cameco Corp.	2.37%
Visa Inc. 'A'	2.27%

### Fund codes

Series	Deferred Sales Charge	No load
Class A	ECF0560	ECF0760

\* NOTE: Effective May 29, 2023, the Deferred Sales Charge (DSC) and Low Load (LL) Purchase Fee Options are no longer available for new deposits. Switches between funds purchased with the same Purchase Fee Option will continue to be allowed.

® Registered trademark of The Empire Life Insurance Company. Policies are issued by The Empire Life Insurance Company.

Empire Life will endeavour to ensure the information presented is accurate and updated, but will not be held liable for inaccuracies. A description of the key features of the individual variable insurance contract is contained in the Information Folder for the product being considered. **Any amount that is allocated to a Segregated Fund is invested at the risk of the contract owner and may increase or decrease in value.**

### The Empire Life Insurance Company

259 King St. E., Kingston, Ontario, K7L 3A8 • [info@empire.ca](mailto:info@empire.ca)

